

Managing references with Zotero and .bib files

Susana Roman Garcia

2024-04-01

There is help [out there](#) on how to get this done but I like to have instructions very chewed up and visual, so I have created this file for how to update my .bib file automatically using Zotero and the BibTeX for Zotero extension. If it can help you too that's great.

Automatically update your .bib:

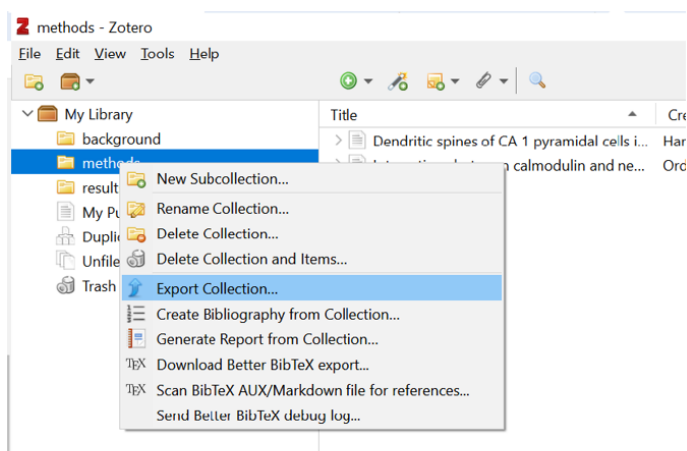
The benefits of this method include being able to keep your .bib file automatically updating as new references are added to the Zotero manager.

This method also allows the user to give the reference a custom citation key as the simple method auto generates a very long and sometimes cumbersome key that contains a large amount of characters.

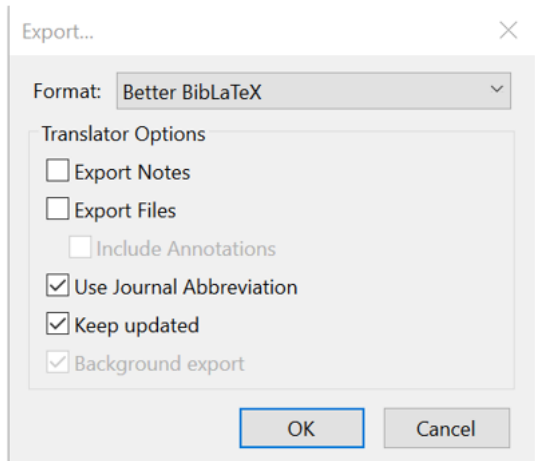
Requirements to make this work:

- 1) Add Zotero Web to your browser: <https://guides.library.illinoisstate.edu/zotero/connector>
- 2) Install Better BibTeX for Zotero: <https://retorque.re/zotero-better-bibtex/installation/>

Once you have this set up, in the collection you want to export, right click and choose Export Collection:

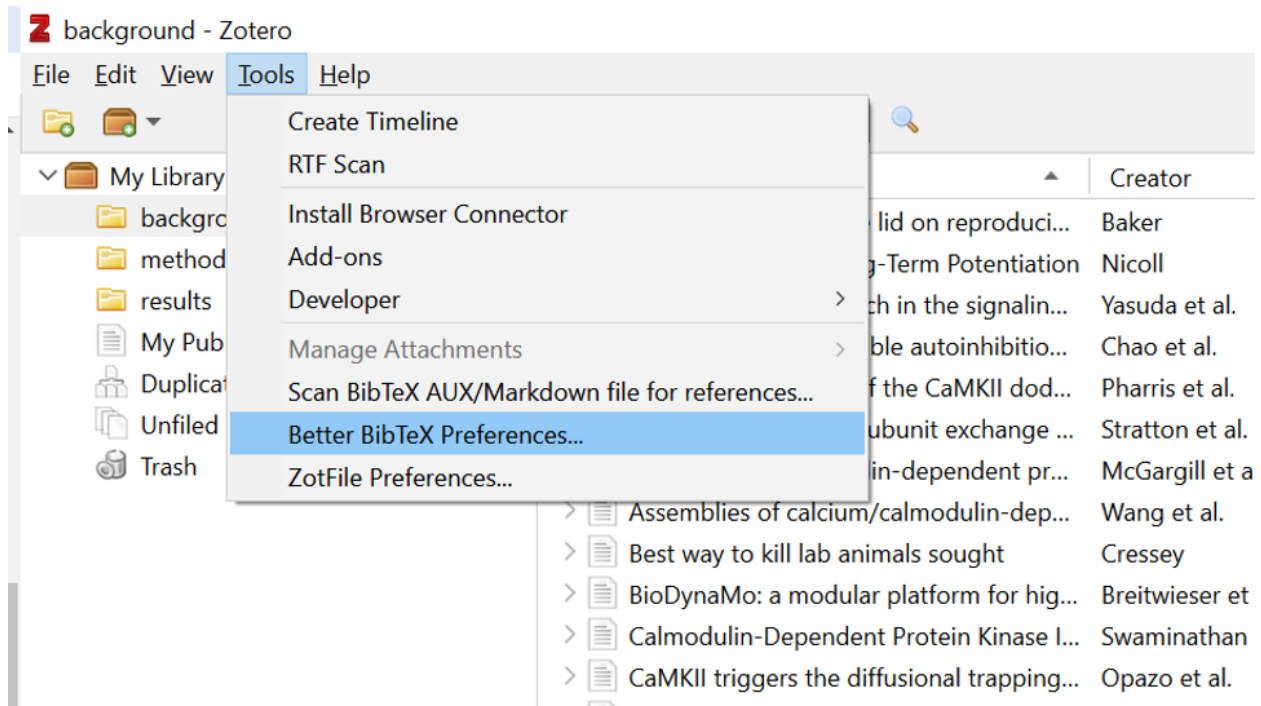


Then tick both the *Keep updated* box:

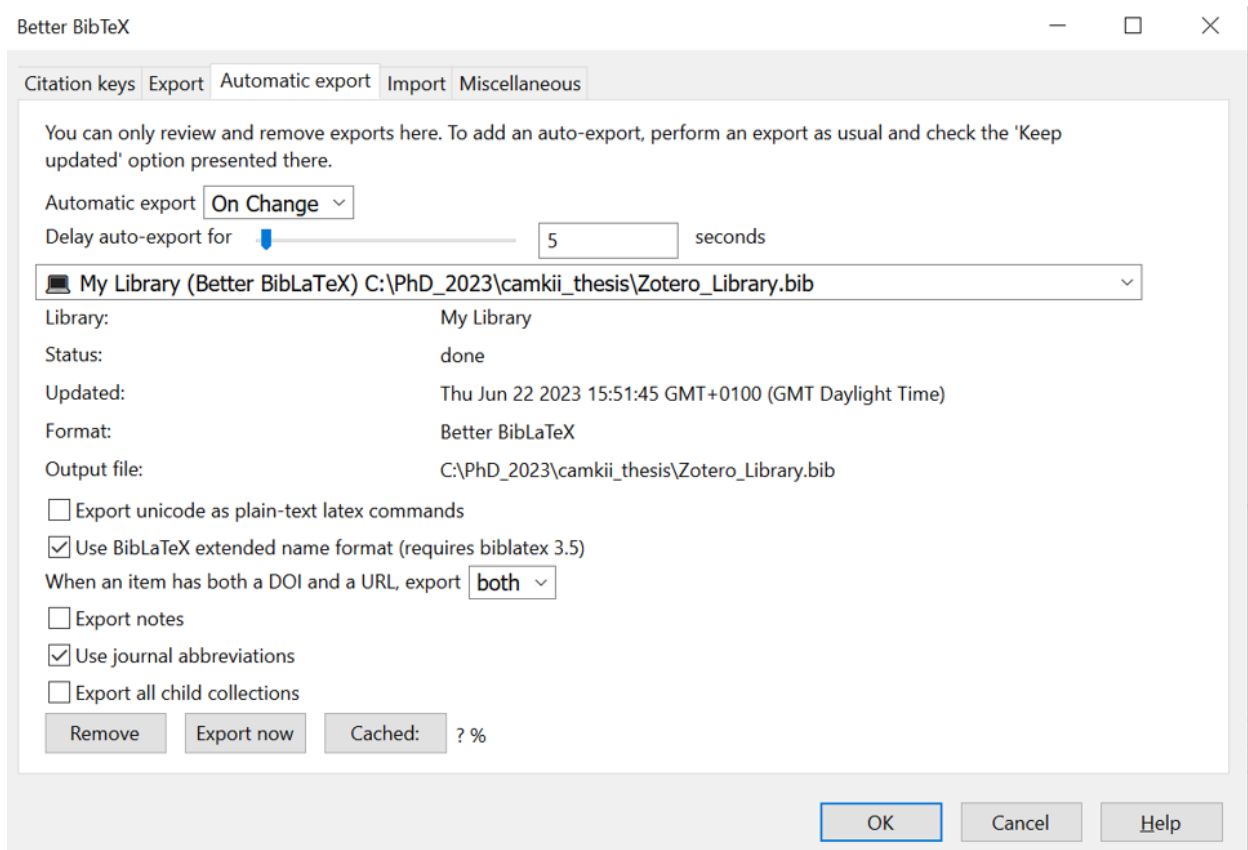


Then, you can also choose which file you want the references to update in:

In Zotero go to Tools » Better BibTeX Preferences:



Then, here, go to Automatic export, and choose which file you want the references to update to:



And this should hopefully update your .bib file automatically without you needing to do much more!

PS. Thanks Kevin Donkers for helping me to get this set up!